

MALTRON

L90 Ergonomic Keyboard

French FR

Azerty / Maltron



= *USB* =

<http://www.maltron.com/maltron-kbd-ltype-fr.html>

PCD Maltron Ltd., Castlefields, Stafford, Staffordshire, ST16 1BU, UK.

Tel: +44 1785 785529 Fax: ++44 845 230 3266

www.maltron.com

1

sales@maltron.co.uk

Introduction

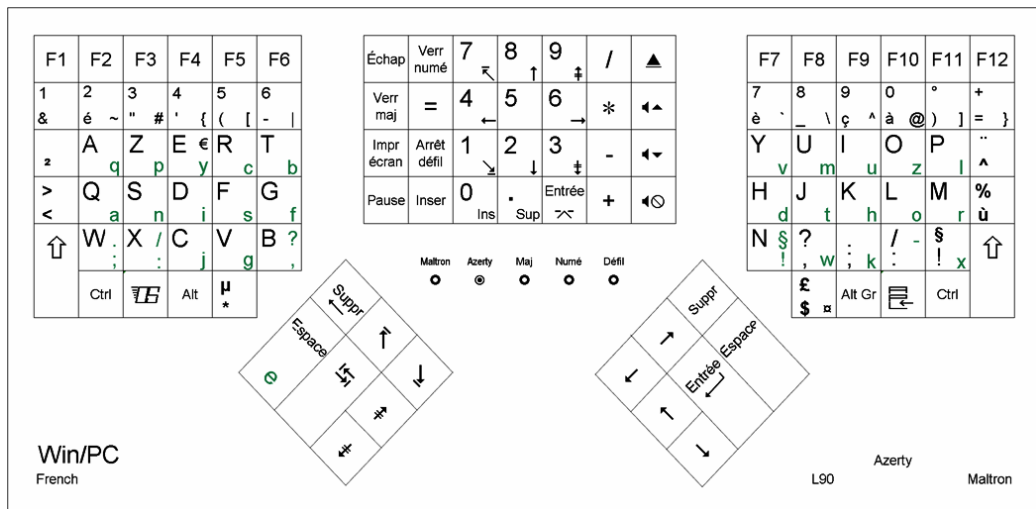
The Maltron L90 3D ergonomic keyboards are individually made from lightweight vacuum formed plastic sheet material.

The styling of the keyboard reflects ergonomic form and function, and incorporates many unique features whilst retaining as much as possible the familiar key layout.

1. The Space, Enter and TAB keys are under the thumbs.
2. The cursor control and delete keys are under the thumbs.
3. The number pad is moved to a central position and no longer sits between the user and their pointing device.
4. The Caps Lock key has been moved away from the Shift key.
5. A number of secondary symbol keys have been repositioned to maintain best use between the different layouts supported by the keyboard.

The USB L90 keyboard supports both PC and Mac native key-codes which are selected by a slide switch underneath the keyboard. (*See Keyboard Operation Configuration Switch page later in this handbook.*)

AZERTY PC Layout



Notes:

See the key layout diagrams at the end of the handbook for the specific Azerty and Maltron (here shown in green lower case letters) layouts for your keyboard.

These diagrams are positioned so you can use them as an aid to typing without having to remove them from the handbook.

N.B. If you have downloaded this manual from the Maltron website see the PDF files on the L90 FR Web page:

<http://www.maltron.com/maltron-kbd-ltype-fr.html>

PCD Maltron Ltd., Castlefields, Stafford, Staffordshire, ST16 1BU, UK.

Tel: +44 1785 785529 Fax: ++44 845 230 3266


www.maltron.com

2

sales@maltron.co.uk



L90 French Keyboard (in optional black).

1. Maltron spaced design principle for the letter/symbol groups (split in accordance to touch typing conventions) positions the hands apart and reduces the tendency to “hunch” the shoulders.
2. Keys arranged for vertical finger movements – no sideways micro movement between rows improves accuracy and reduces finger work load.
3. Number pad is located centrally for easy use by either hand.
4. Large area beneath the two letter groups provide positions for resting the palms when not typing which helps relax arm and shoulder muscles.
5. Thumb keys for space, tab, enter, delete and cursor control position thumbs in a more natural relaxed position.
6. Individual Cherry MX gold cross-point contact key switches provide in excess of 10 million operations life expectancy per key.
7. Two layouts in the keyboard – Azerty or Maltron selected by slide switch.
8. PC or Apple native key-codes selected by slide switch.
9. Operating system independent OS and APL (application menu) keys.
10. Number pad has Apple OS “=” key (maps  key for PCs).
11. Top row F1 to F12 Function keys positioned to allow easy use.
12. Function Keys F13 to F15 in Apple mode on number pad.
13. Dedicated “Mute”, “Volume Up”, “Volume Down” & Apple OS “Eject” keys.
14. Caps Lock key moved away from Shift key to number pad, prevents accidental operation when typing.

Indicators

Five LED indicators are grouped centrally below the number pad group on the keyboard. These indicate keyboard settings e.g. Caps Lock.

In addition to the three standard indicators there are two additional indicators which show which key layout has been selected. To avoid confusion these LEDs are dimmer than the three standard keyboard function LEDs.

Maltron/Azerty (M/A) select on underside of keyboard.



LED indicators.

LEDs (from left to right):

1. Maltron (Green) [Dim]
2. Azerty (Yellow) [Dim]
3. Caps Lock (Green)
4. Number Lock (Green)
5. Scroll Lock (Green)

Note:

Please see our website for information on the advantages of the Maltron letter layout, which can reduce the amount of finger movement by up to ten times.

<http://www.maltron.com/maltron-advantage-dual.html>

PCD Maltron Ltd., Castlefields, Stafford, Staffordshire, ST16 1BU, UK.

Tel: +44 1785 785529 Fax: ++44 845 230 3266

www.maltron.com

4

sales@maltron.co.uk

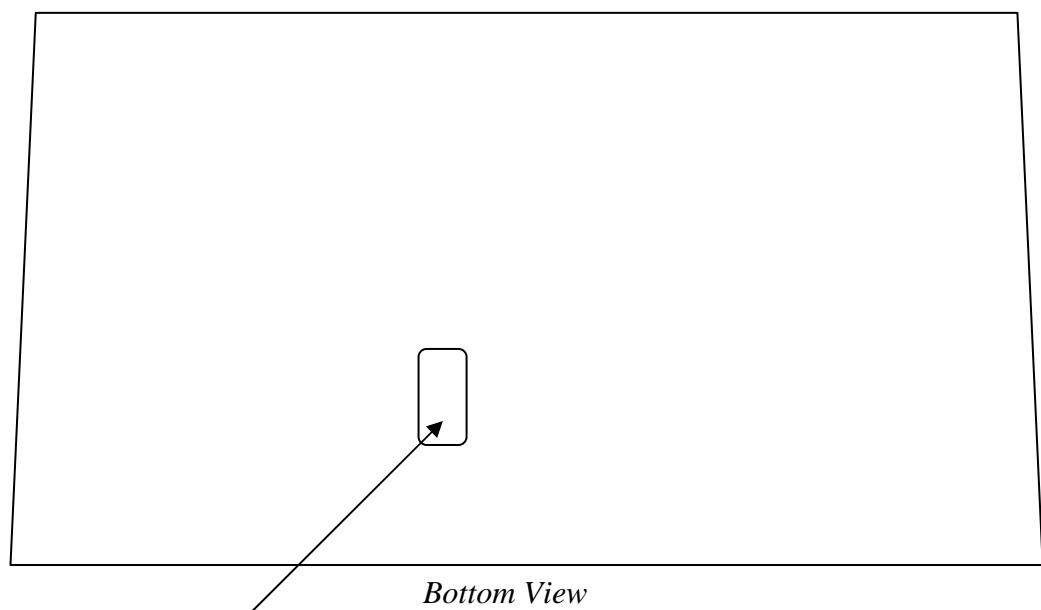
Keyboard Operation Configuration Switch

Two slide switches are accessible from the underside of the keyboard.

This enables selection of keyboard key-codes for Azerty/Maltron and PC/Mac.

These switches protrude through the rectangular aperture, and may be changed by the user as required once the keyboard is powered up i.e. the Num lock or Caps Lock key/LED functions (do not operate immediately after plugging in the keyboard otherwise the computer may not get the correct USB initialization data).

WARNING: *Be careful not to use excessive force. The switches will move over with a light side pressure – and should “click” into position. The keyboard will not work properly if either of the switches are in the intermediate position.*



Configuration switch location:

Keyboard Configuration Switches



1. Azerty.
2. Maltron (selected in picture).

1. PC.
2. Mac (selected in picture).

PCD Maltron Ltd., Castlefields, Stafford, Staffordshire, ST16 1BU, UK.

Tel: +44 1785 785529 Fax: ++44 845 230 3266

Appendix A: Trackball Option

The Maltron L90 3D ergonomic keyboards are optionally available with a built in trackball with a two button mouse emulation.



Trackball mounted in central palm rest with three buttons above.

The three buttons are arranged to give left mouse action on the two outside buttons and a right mouse action on the central button, performing a two button mouse emulation.

This provides equal ease of operation for both left and right hand users.

Note: Three button operation in either left or right handed sequence is also possible but must be specified when the keyboard is ordered (this is NOT a user configurable option).

PCD Maltron Ltd., Castlefields, Stafford, Staffordshire, ST16 1BU, UK.

Tel: +44 1785 785529 Fax: ++44 845 230 3266

MALTRON

L90 Ergonomic Keyboard

Notes:

Document: Version L90 USB FR 1.1 – 6th February 2008.

PCD Maltron Ltd., Castlefields, Stafford, Staffordshire, ST16 1BU, UK.

Tel: +44 1785 785529 Fax: ++44 845 230 3266

www.maltron.com

7

sales@maltron.co.uk